



SKILLS EV ATTESTATION

Explained step by step



APRIL 2022

The benefits

ELECTRIC CIRCUIT

Presence of EV certified garages on Hydro-Quebec's interactive map alongside the location of charging stations.

Significant visibility among Electric Circuit subscribers
(over 70,000 active members in 2021)

BEST ONES

- Maintenance training every 2 years (14 h)
- Attestation plate for the garage
- Promotion of the Skills EV Program and access to a provincial training calendar



Requirements

CERTIFICATION FOR EMPLOYEE

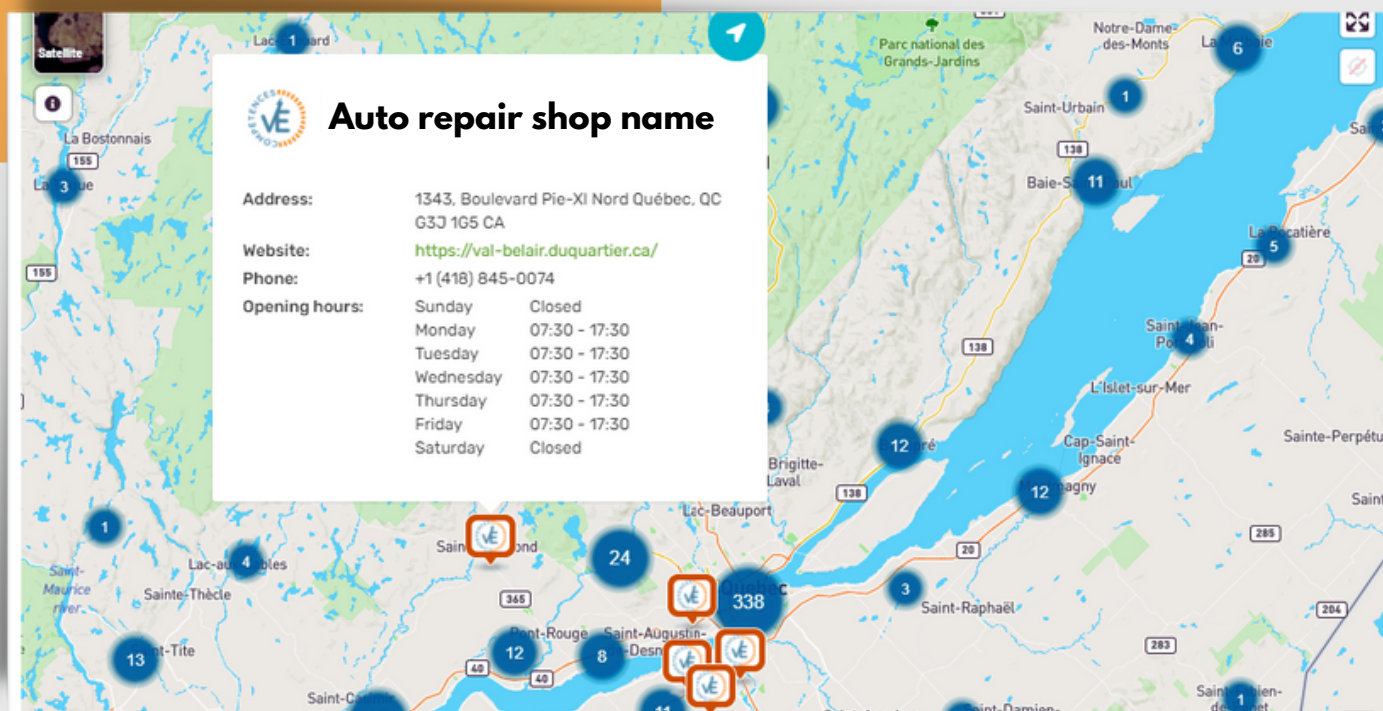
- Completion of the online self-assessment
- Completion of all program trainings following the self-assessment results
- Successful completion of the Skills EV certification exam

REQUIRED EQUIPMENT

You will need to have the minimum equipment required (see step 3).



In partnership with  Electric Circuit

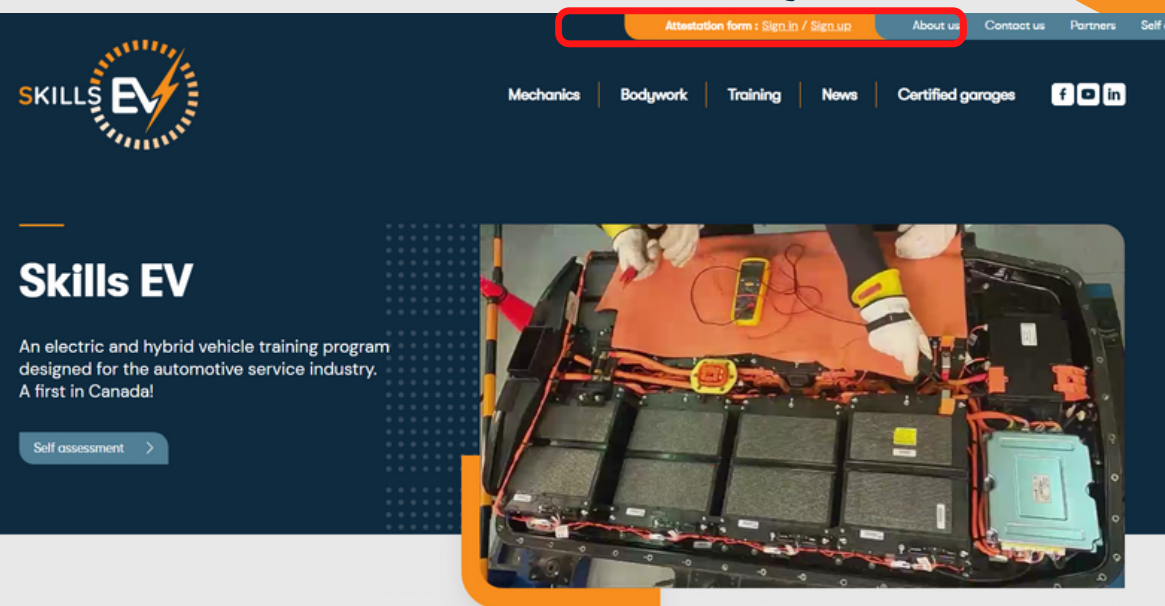


Website

It's **NEW!**

Visit our website:
Competencesve.ca

Create an account to
access the online
application form.



Create an account to
access the EV
certification application
form.

Create an account

First name

Last Name

Email

This field will be used for your User Name.
You will be able to change it later by accessing your profile.

Password

Confirm password

Sign up >

Already have an account? [Sign in](#)

Step 1

4 steps

1. Information

2. Your banner

3. Equipment

4. Payment



1. Information

Registration or renewal of the attestation *

- ☐ I am registering for the SEVP attestation for the first time
☐ I am renewing my SEVP attestation

First and last name *

First name

Last Name

You are *

Only the garage manager can complete this form.

- ☐ Garage owner
☐ Other

Name of the company / establishment *

Last Name

Is the garage recommended by CAA Quebec? *

- ☐ Yes
☐ No
☐ I don't know

Address *

Adresse

City

Province

AddressCode Pt

E-mail and telephone *

Email

Phone number *

First name, last name and certificate number of your employees *

It is not necessary to list three employees.

The certification number is unique. It can be found on the certificate of your employee who has passed the certification exam.

Employee 1

First name

Last Name

Certificate number

Employee 2

First name

Last Name

Certificate number

Employee 3

First name

Last Name

Certificate number

Next step >

This form must be filled out by the **garage owner or manager!**

Le **numéro de certificat** se trouve sur le certificat que vous avez reçu version numérique et/ou papier

All information will be kept in your account.

Step 2

4 steps

1. Information
2. **Your banner**
3. Equipment
4. Payment



2. Your banner

Choose what best describes you below: *

- ☐ Independent garage
- ☐ Body shop
- ☐ Service station
- ☐ Dealerships
- ☐ Other

< Previous step

Next step >

Please specify your banner for a better follow-up.

Independent garage *

- ☐ Canadian tire
- ☐ Mr. Muffler
- ☐ NAPA
- ☐ Auto place Maître mécanicien
- ☐ Point S.
- ☐ Bumper to Bumper
- ☒ Other

Specify *

Step 3


LIST OF EQUIPMENT REQUIRED IN YOUR MECHANICAL WORKSHOP

3. Equipment

List of equipment required in your mechanical workshop

Confirm with this equipment list that you have the required equipment to obtain the SEVP attestation. To do so, we will ask you to take pictures and send them to us below.

Ensemble de gants classe O, Botte de sécurité mécano haute tension isolée, Vêtement et masque de protection arc flash, Lunette de protection et Équipement de test pour l'isolation *



Are you: *

- ☐ Owner of your equipment
- ☐ Leased equipment


Multimètre Cat III 1000 volts, Scanner et Logiciel de recherche technique (AllData, Prodemand ou Identifix ou équivalent) *



Are you: *

- ☐ Owner of your equipment
- ☐ Leased equipment

Affiche de sécurité et cônes oranges pour balisage de la zone de travail, perche survie isolée, Tapis isolant ou couverture isolante et Ensemble de cadenassage pour la zone de sécurité *



Are you: *

- ☐ Owner of your equipment
- ☐ Leased equipment

1. Information
2. Your banner
3. Equipment
4. Payment




The group of photos present for each category of the form must be respected to facilitate the process.

3ème Étape

MORE

Outillage isolé haute tension (Torque wrench, clef, douille ¼ drive, 3/8 drive / ½ drive, tournevis, pinces ...) *



Example of high voltage insulated tools

Are you: *

- ☒ Owner of your equipment
- ☐ Leased equipment

JPEG and PNG only

Aucun fichier choisi

Table de levage et dépose batterie haute tension (2500 lb capacité) *



Exemple de table de levage et dépose batterie haute tension

Are you: *

- ☐ Owner of your equipment
- ☒ Leased equipment

Specify your supplier *

Charging point *



Exemple de borne de recharge

Are you: *

- ☒ Owner of your equipment
- ☐ Leased equipment

JPEG and PNG only

Aucun fichier choisi

1. Information
2. Your banner
3. Equipment
4. Payment



If you do not own any of the equipment, **please check off rental equipment and indicate the responsible person to contact.**



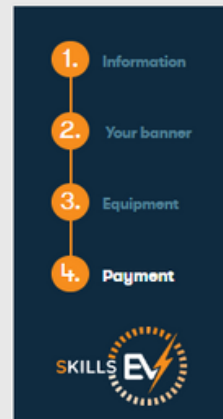
Step 4

Payment

ONLINE FORM

A fee of **\$240/year*** applies for each certification request.

In subsequent years, you will receive an email reminder to renew your certificate and pay the renewal fee.



*These fees include:

- Appear on the Hydro-Quebec electrical circuit map
- Access to 14 hours of maintenance training every 2 years
- Receive an EV Certificate for garages that have a certified EV mechanic and equipment
- Promotion of the Skills EV Program and access to a provincial training calendar

the promo code applies to the first certified only.

If you have a **PayPal account**, you can use it.
Otherwise pay with a **debit or credit card**.